



Welcome to OptumRx

OptumRx® is your plan's pharmacy care services manager.

Who is OptumRx?

Our pharmacy care experts are committed to providing easy and cost-effective ways to help you get the medication you need.

Before your coverage begins

- 1 Let your doctor know OptumRx manages your pharmacy benefit.
- 2 Check if you have refills remaining on your prescriptions.
- 3 If currently using home delivery, have at least a one-month supply on hand during the transition.

After your coverage begins

- 1 Set up your online account at **myuhc.com** or download the UnitedHealthcare® Health4Me® app
- 2 Review your prescription drug list (PDL):
 - Find out if you need to take action before filling your first prescription.
 - Check for lower-cost options.
- 3 Fill your prescriptions:
 - Select a network pharmacy and present your member ID card at the pharmacy counter.
 - Sign in at **myuhc.com** or use Health4Me to set up home delivery for maintenance medication, refill reminders and more.

Once your coverage begins, fill prescriptions two ways:



OptumRx home delivery.

Order up to a three-month supply of the medication you take regularly for less at **myuhc.com**.

If you choose to call, please have the following items ready:

- Your doctor's contact information
- Names and strength of current medications
- Payment information



Network retail pharmacies.

Show your member ID card at any UnitedHealthcare® network retail pharmacy.

Helpful tips

Know your plan

Your plan may require one or more of the following before you can fill your prescription:

Prior authorization — Plan approval to get coverage for a medication.

Step therapy — Trying one or more lower-cost medications before another.

Supply/Quantity limits — Getting a certain amount of each covered prescription.

Talk to your doctor

When you talk with your doctor, use the Health4Me app to confirm coverage and costs. You can also talk about what you need to do to get your medication.

Save money on medication

Your PDL is a list of medications. The list is broken into sections called tiers (or cost level you pay).




- Choosing medications in lower tiers may save you money.

Your Cost	Drug Tier*	What's Covered	Helpful Hints
\$ Lowest	1	Medications that provide the highest overall value. Mostly generic drugs. Some brand drugs may also be included.	Use Tier 1 drugs for the lowest out-of-pocket costs.
\$\$ Mid-range	2	Medications that provide good overall value. A mix of brand-name and generic drugs.	Use Tier 2 drugs, instead of Tier 3 to help reduce your out-of-pocket costs.
\$\$\$ Higher	3	Medications that provide the lowest overall value. Mostly brand drugs, as well as some generics.	Ask your doctor if a Tier 1 or Tier 2 option could work for you.

*Some pharmacy benefits may have more than three tiers

Questions?

Once your coverage begins:

-  Log in to **myuhc.com**.
-  Open the Health4Me app.
-  Or call customer service at the number on your member ID card.



UnitedHealthcare and the dimensional U logo are trademarks of UnitedHealth Group Incorporated. All other trademarks are the property of their respective owners.

Insurance coverage provided by or through UnitedHealthcare Insurance Company or its affiliates. Administrative services provided by UnitedHealthcare Insurance Company, United HealthCare Services, Inc. or their affiliates. Health Plan coverage provided by or through a UnitedHealthcare company.

© 2017 United HealthCare Services, Inc. 63250C-062017